

The included SPRMB monkey bar attachment bolts the two SPR1000 power racks together creating a perfect platform for multiple users or group exercise For facilities looking to expand ...

BODY-SOLID SPR1000 POWER RACK KEY FEATURES. The 3' x 3', 11-gauge Steel Mainframe Construction provides a strong, stable frame that will last a lifetime.; A black powder coat finish that looks sleek and fits in with the color ...

Body-Solid's new full commercial extended power rack, the SPR1000Back, features everything you want on a power rack today. The 3" x 3" 11-gauge steel mainframe gives this rack a 1000 lb weight capacity, meaning it'll hold up even ...

Body-Solid's new full commercial extended power rack, the SPR1000Back, features everything you want on a power rack today. The 3" x 3" 11-gauge steel mainframe gives this rack a 1000 ...

Body-Solid's Pro ClubLine Power Rack Strap Safeties are specifically designed to offer user safety on heavy lifts while protecting Olympic bars and keeping your power rack looking brand ...

Easily attach two Body-Solid SPR1000 Commercial Power Racks or two Body-Solid SPR500 Half Racks together with the Body-Solid Power Rack Connecting Bar. SPRBCB. Pro ClubLine ...

Take your dips to the next level with the SR-DIP attachment for your Hexagon Rig system or SPR1000 Commercial Power Rack. A lock-in anchoring system provides stability throughout ...

15? weight plate horns - Purchased separately Rack extension kit for Body Solid SPR1000 - Overkill for a home gym maybe, but a very nice bit of kit to add to your SPR1000, known as the SPR back this thing attaches to the ...

Body-Solid's full commercial power rack, the SPR1000, features everything you could want on a power rack today. The 3" x 3" 11 gauge steel mainframe gives the Body-Solid SPR1000 a ...

Perfect for home gyms and commercial spaces alike, the SPR1000 is packed with impressive features that enhance spotter access and usability to the fullest extent. Body-Solid's full commercial power rack is extremely sturdy and can hold up ...

Body-Solid's Pro ClubLine Power Rack Strap Safeties are specifically designed to offer user safety on heavy lifts while protecting Olympic bars and keeping your power rack looking brand new. Compatible only with the Body-Solid SPR1000 ...

Body-Solid GPR400 Power Rack - A heavy-duty Power Rack designed to fit in several facilities from home gyms, garage gyms to commercial strength training, sports team weight rooms ...

An alternative to traditional power racks, Half Racks are great space savers providing a smaller footprint than most enclosed power racks. The ProClub Line SPR500 Commercial half rack is an all-purpose weight training station. The ...

Designed to meet the rigorous demands of high-traffic fitness centers, the Body-Solid Commercial Power Rack (SPR1000) is a game-changer. This robust, versatile piece of equipment is an essential addition for gym operators and ...

Easily attach two Body-Solid SPR1000 Commercial Power Racks or two Body-Solid SPR500 Half Racks together with the Body-Solid Power Rack Connecting Bar. SPRBCB. Pro ClubLine SPR500 Bench Clearance Bar Designed to allow ...

Le Body-Solid SPR1000 Full Commercial Power Rack pr#233;sente tout ce que vous pourriez souhaiter sur un power rack aujourd'hui. Le ch#226;ssis en acier de 7.6 x 7.6 cm de calibre 11 conf#232;re au Body-Solid SPR1000 une capacit#233; de 450 kg, ce ...


Body-Solid's SPR1000DB Commercial Double Power Rack Package is designed for heavy-use and group fitness facilities. Each of the two commercial power racks features a 3" x 3" 11 ...





There are not many racks on the market that can beat the versatility and build quality of the Body Solid SPR 1000 power rack. This is a tank of a power rack built to be ...

Body-Solid's full commercial power rack, the Pro Clubline SPR1000, features everything you could want on a power rack today. The 3" x 3" 11-gauge steel mainframe gives ...

The Full Commercial Body Solid SPR1000 Power Rack was built to withstand the heaviest workout for any facility or home. A heavy duty 3 x 3" 11 gauge steel mainframe gives ...

Web: <https://www.bardzyndzalek.olsztyn.pl>

 **TAX FREE**



Product Model

HJ-ESS-215A(100KW/215KWh)
HJ-ESS-115A(50KW 115KWh)

Dimensions


1600*1280*2200mm
1600*1200*2000mm

Rated Battery Capacity

215KWH/115KWH

Battery Cooling Method

Air Cooled/Liquid Cooled



ENERGY STORAGE SYSTEM